

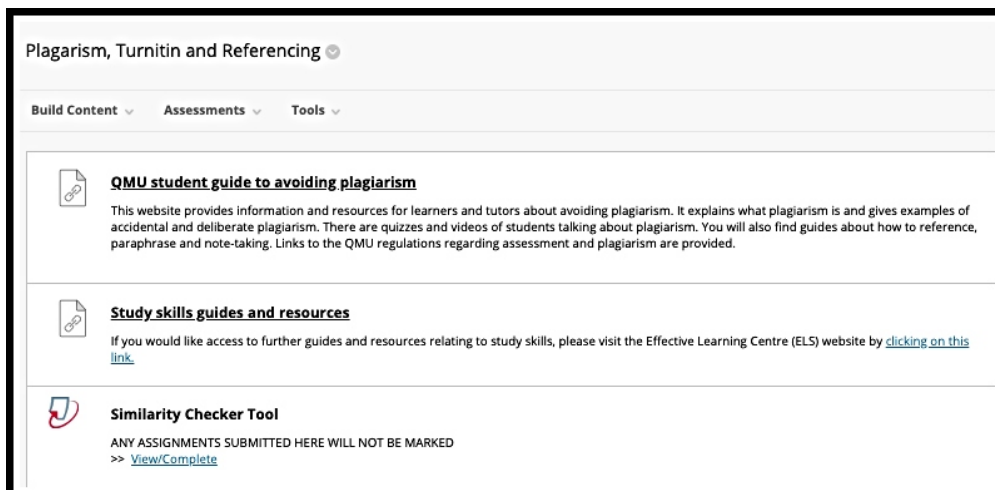
Student Guide: Using the Turnitin Similarity Checker Tool

This guide is for helping you with checking referencing of a draft file for assessment, it does not relate to a final submission. It is also strongly advised that you plan in advance, time for checking your draft with Turnitin as described below as each upload may take up to 24 hours for a new originality report to generate.

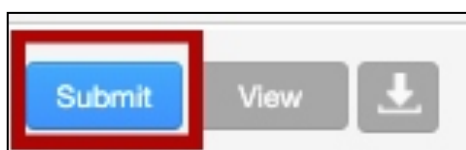
The similarity checker tool checks your work against our database, and if there are instances where writing is similar to, or matches against, one of our sources, we will flag this for you to review. It is perfectly natural for an assignment to match against some of our database. If you have used quotes and referenced correctly, there will be instances where we will find a match. You can use this as an investigative tool, in order to determine if the match is or is not acceptable.

We recommend that before uploading your Draft file you check that the file is saved as .doc .docx or .pdf - Files must also be less than 40MB in size. You upload file must also contain more than 20 words of text to be accepted.

1. Save your assignment as a file in one of the following formats .doc, docx or .pdf
2. When saving the file ensure you name it with only your Student ID number and module code e.g. 0123456-N1234.doc
3. Login to the Hub at <https://hub.qmu.ac.uk/>
4. Select the module from your 'My Courses' list
5. Ordinarily you should find a Turnitin link in the *Plagiarism and Referencing area* of your module hub area. NOTE: If there is no link in the Plagiarism and Referencing area, please contact schooloffice@qmu.ac.uk



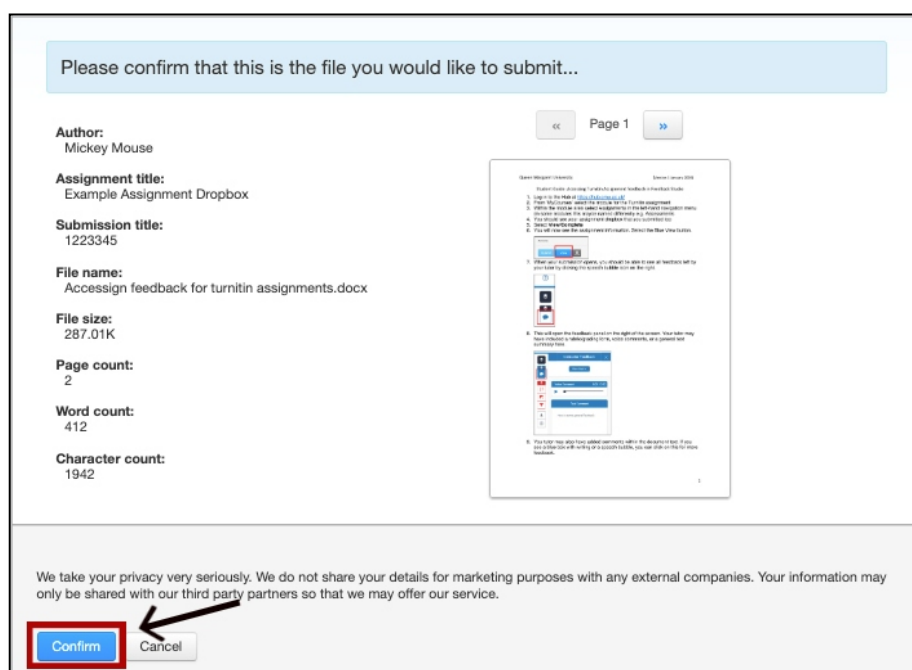
6. Select **View/Complete** located under the Similarity Checker Tool
7. To submit your draft file for checking select the blue **Submit** button.



Student Guide: Using the Turnitin Similarity Checker Tool

NOTE: If you have submitted a previous draft to this tool the blue button maybe labelled **Resubmit**. In the instance of resubmitting, a draft the new originality report will take up to 24 hours to generate. Only 3 drafts can be submitted in a 24 hour period.

8. You will find that the name boxes are automatically populated. As this is the Plagiarism Checking tool not your final submission drop-box in Submission title name your upload **DRAFT** followed by your version number e.g. **DRAFTV3**
9. In order to attach your Draft file there are 3 options to add, click the button applicable to you.
10. Once you have selected your file click the blue **Upload** button
11. A loading screen will appear while the file uploads
12. Once uploaded a confirmation screen will appear
13. You **MUST** select the blue **Confirm** button to complete your submission



14. Once you confirm your submission a digital receipt will appear

Congratulations - your submission is complete! This is your digital receipt. You can print a copy of this receipt from within the Document Viewer.

15. Until the originality report is generated, the Similarity column will state Processing. The time for the processing to complete may vary depending on the size of file, Turnitin server demand and if it was a resubmission up to 24 hours.
16. While you wait, select the browser refresh button at the top of the screen. When the report has generated a % will appear under the Similarity column.
17. To access your similarity report, click on the percentage result. This will open up your draft document with the report.

Go to the Turnitin Help pages for a guide on [Interpreting the Similarity Report](#)